





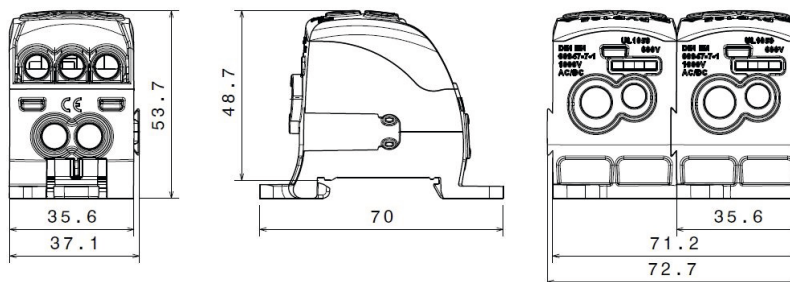
## Technical data


Description:	Power distribution block PDB 210
Construction:	all-side fingersafe, modular system, bridgeable
Item no. :	082050-0-3

## IEC Specific




Standards:	IEC 60947-7-1				
Nominal Voltage:	1000 V AC 1000 V DC				
Nominal current:	125 A Cu 214 A Cu				
Terminal cross section:	Incoming	Cu			
	1 x	4 – 35 mm <sup>2</sup> 2,5 – 25 mm <sup>2</sup> M8 3,5 Nm 19 mm			round conductor Cu (solid wire and multi wire) stranded wire with ferrule allen screw (hexagonal socket) tightening torque stripping length
	Bridge/ Outgoing				
	1 x combi- ned	1,5 – 16 mm <sup>2</sup> 1,5 – 10 mm <sup>2</sup> M6 2,5 Nm 19 mm Fork M6			round conductor Cu (solid wire and multi wire) stranded wire with ferrule cross-head screw +/- PZ2 tightening torque stripping length  Phase rail Cu
	Outgoing				
	2 x	2,5 – 25 mm <sup>2</sup> 1,5 – 16 mm <sup>2</sup> M6 2,5 Nm 14 mm			round conductor Cu (solid wire and multi wire) stranded wire with ferrule allen screw (hexagonal socket) tightening torque stripping length
	3 x	1,5 – 16 mm <sup>2</sup> 1,5 – 10 mm <sup>2</sup> M6 2,5 Nm 12 mm			round conductor Cu (solid wire and multi wire) stranded wire with ferrule allen screw (hexagonal socket) tightening torque stripping length

Remarks:	The product is compliant with the EC ROHS directives		
Materials:	Terminal body:	brass (CuZn39Pb2)	tin plated
	Basic housing:	PA 6 (Halogen-free)	
	Cover:	PC	
	Screws:	steel	Zn thick-film passivated
Flame resistance:	Self-extinguishing		
Mechanical data:	Dimensions:	width x height x depth (mm):	371 x 53,7 x 70



Technical data		 10.08.2023
Description:	Power distribution block PDB 210	
Construction:	all-side fingersafe, modular system, bridgeable	
Item no. :	082050-0-3	

## UL Specific

Standards:	UL-1059	UL-1059	
Nominal Voltage:	600 V AC	600 V AC	
Nominal current:	115 A Cu 	90 A Al 	
Terminal cross section:	Incoming	Cu	Al
1 x	12 – 2 AWG 14 – 4 AWG M8 3,5 Nm 19 mm	6 – 2 AWG 6 – 4 AWG M8 11,3 Nm 19 mm	round conductor Cu (solid wire and multi wire) stranded wire with ferrule allen screw (hexagonal socket) tightening torque stripping length
	Bridge/ Outgoing		
1 x combi- ned	16 – 6 AWG 16 – 8 AWG M6 2,5 Nm 19 mm Fork M6	6 AWG - M6 5,1 Nm 19 mm Fork M6	round conductor Cu (solid wire and multi wire) stranded wire with ferrule cross-head screw +/- PZ2 tightening torque stripping length  Phase rail Cu
2 x	14 – 4 AWG 16 – 6 AWG M6 2,5 Nm 14 mm	6 – 4 AWG 6 AWG M6 5,1 Nm 14 mm	round conductor Cu (solid wire and multi wire) stranded wire with ferrule allen screw (hexagonal socket) tightening torque stripping length
	3 x	16 – 6 AWG 16 – 8 AWG M6 2,5 Nm 12 mm	6 AWG - M6 5,1 Nm 12 mm

Line	Load	Fuse Class						Amps, kA	Voltage, V
		J	T	RK1	RK5	G	CC		
2 - 12	6 - 16 Top	60	60	60	30	-	30	200	600
	4 - 14 Bottom	-	-	-	-	60	-	100	600
	6 - 16 LS Load								

### Design

Basic housing colour – light grey RAL 7035

Part no.	Cover colour	PU	GTIN (EAN)
082050-0-3	crystal clear	1	4051589205030
082050-1-3	blue	1	4051589205092
082050-4-3	black	1	4051589000536
082050-5-3	red	1	4051589000543